

NOTES: (unless otherwise specified)

1. All resistors in ohms.
2. Q512 & Q513 mounted on heat sink.

J1	
1	+V
2	COIL
3	NFB
4	+DRIVE
5	+SENSE
6	COIL
7	-DRIVE
8	-SENSE
9	SIG GND
10	-V
11	PWR GND
12	SIG GND

Aguilar Amplification, LLC

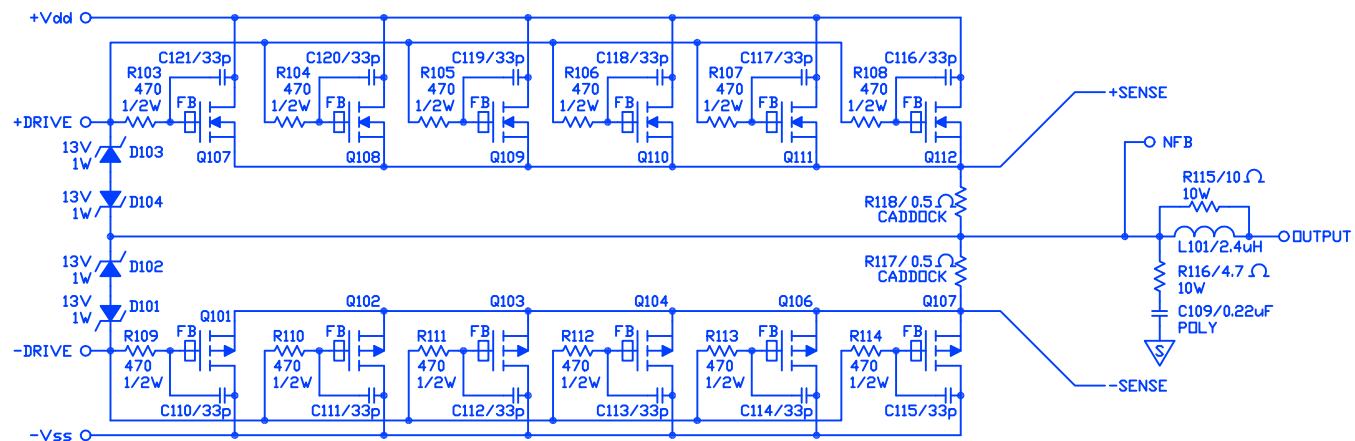
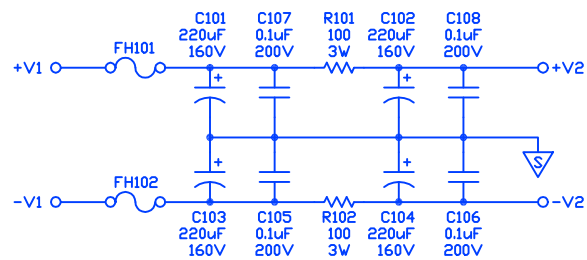
599 Broadway - 7th Floor, NY, NY 10012


DB750 DRIVER BOARD

-- SCHEMATIC --

SIZE	FSM NO.	DWG NO.	RE
		C#09010510	or

REVISIONS				
ZONE	REV	DESCRIPTION	DATE	APPROVED



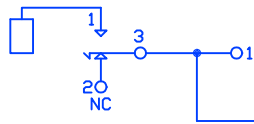
	Aguilar Amplification, LLC 599 Broadway - 7th Floor, NY, NY 10012			
	OUTPUT/PWR SUPPLY BOARD -- SCHEMATIC --			
	SIZE	FSCM NO.	DWG NO. cf05070120	REV orig
	SCALE N/A		SHEET	

FNAME

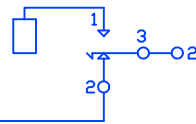
REVDATE

USER

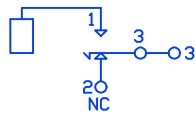
PREAMP OUT



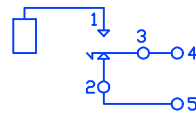
POWER AMP IN



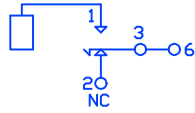
TUNER



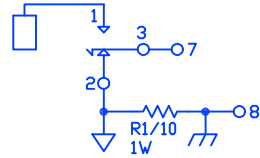
FOOTSWITCH



SEND



RETURN



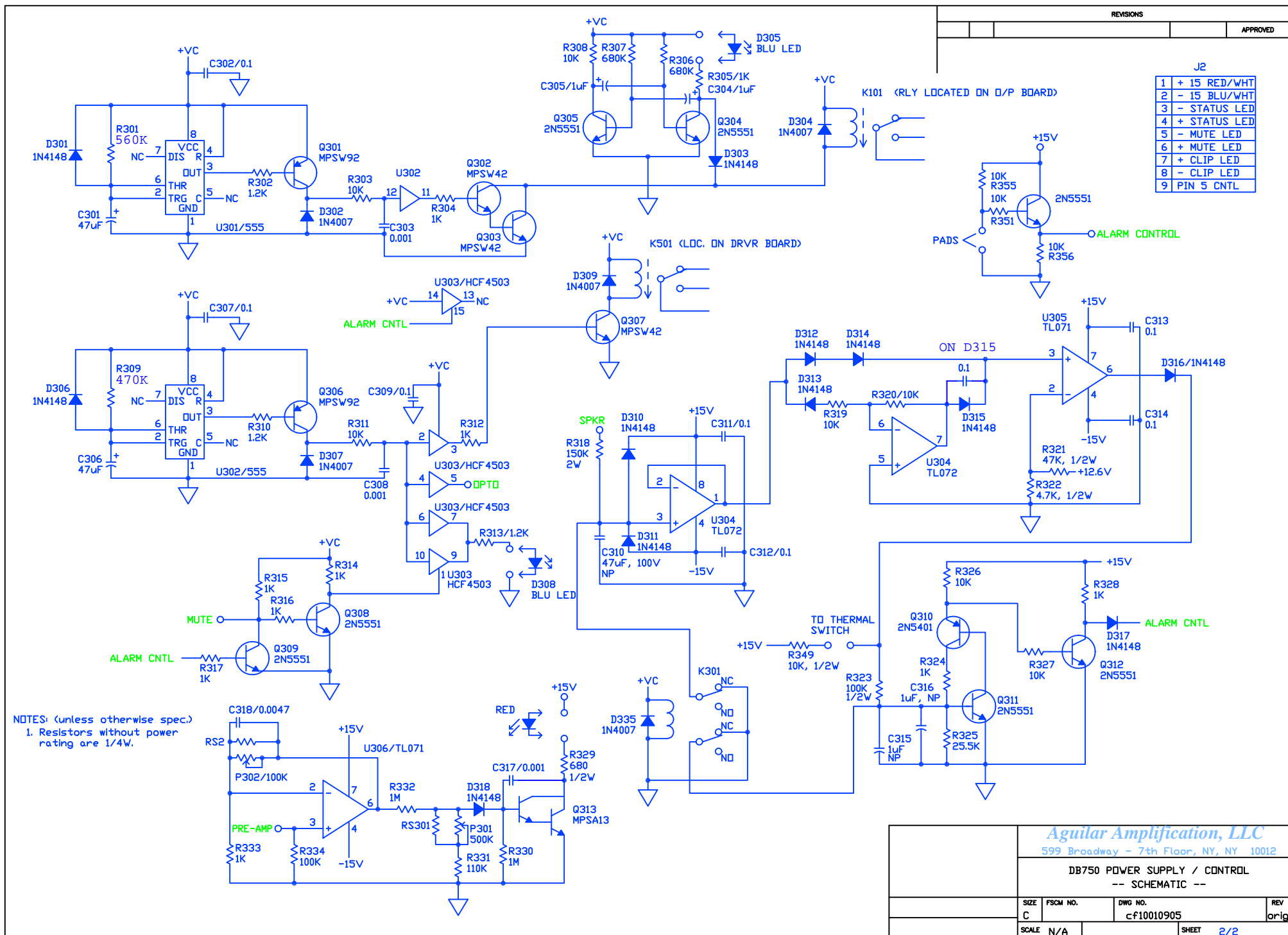
REVISIONS

ZONE	REV	DESCRIPTION	DATE	APPROVED
------	-----	-------------	------	----------

Aguilar Amplification

JACK BOARD
-- SCHEMATIC --

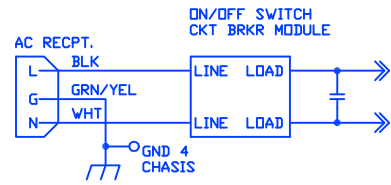
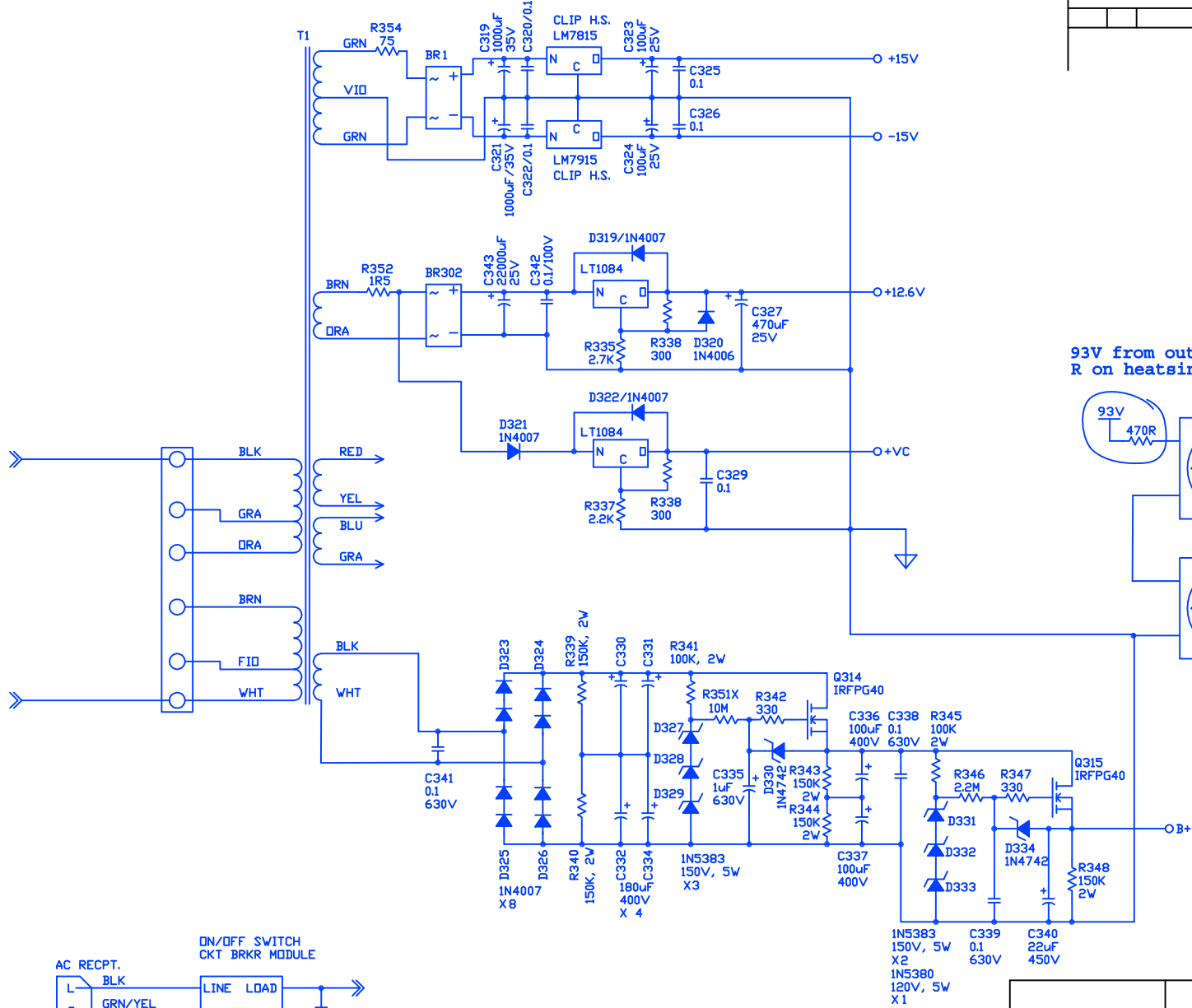
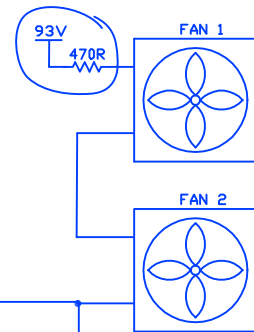
SIZE	FSCM NO.	DWG NO. cf10010305	REV ORIG
SCALE	NA	SHEET	1/1



REVISIONS		APPROVED
1	BLK	
2	WHT	
3	PUR	
4	DRA	
5	BRN	
6	GRN	
7	NC	
8	NC	
9	GRN	

1	BLK
2	WHT
3	PUR
4	DRA
5	BRN
6	GRN
7	NC
8	NC
9	GRN

93V from output board
R on heatsink



Aguilar Amplification, LLC
599 Broadway - 7th Floor, NY, NY 10012

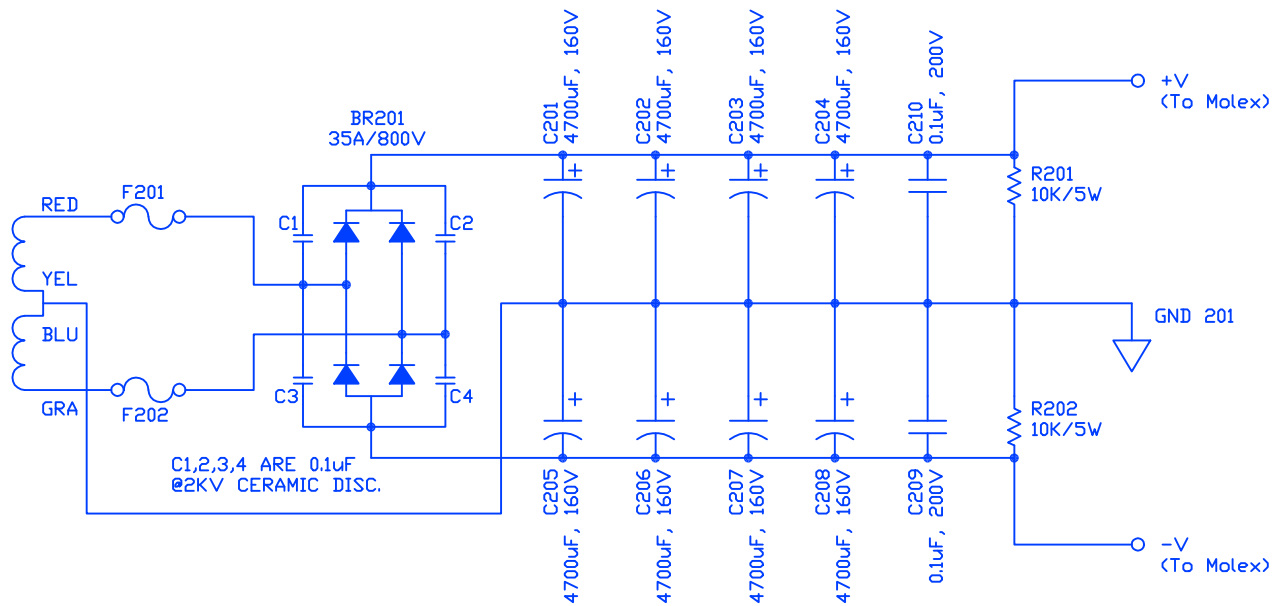
DB750 POWER SUPPLY / CONTROL
-- SCHEMATIC --

SIZE	FSOM NO.	DWG NO.	REV
C		c09010510	orig
SCALE	N/A	SHEET	1/2

FNAME

REVDATE

USER



REVISIONS

ZONE	REV	DESCRIPTION	DATE	APPROVED
------	-----	-------------	------	----------

Aguilar Amplification, LLC
599 Broadway - 7th Floor, NY, NY 10012

RESERVOIR BOARD
-- SCHEMATIC --

SIZE	FSCM NO.	DWG NO.	REV
		CF05070105	ORIG
SCALE	N/A	SHEET	01 of 01